



# GENERAL PRACTICE ALERT STATE SITREP | 28.03.2024

## LANCASHIRE & CUMBRIA DATA

GPAS STATUS

OPEL CONVERSION

CLINICAL ACTIVITY

RETURN RATE

OPEL

2

26/1000

42%

## IMPORTANT FIGURES

549,234

MIN NUMBER OF PATIENTS COVERED BY AMBER + PRACTICES (1)

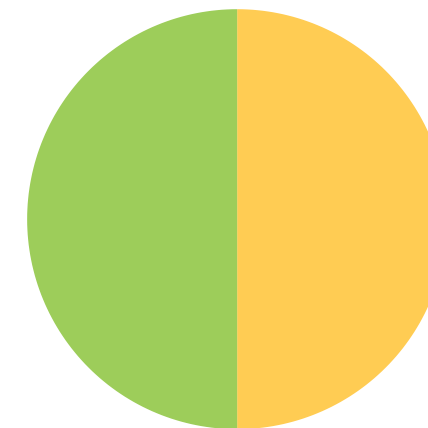
292,995

INDICATIVE NUMBER OF PATIENT CONTACTS IN GENERAL PRACTICE THS WEEK (2)

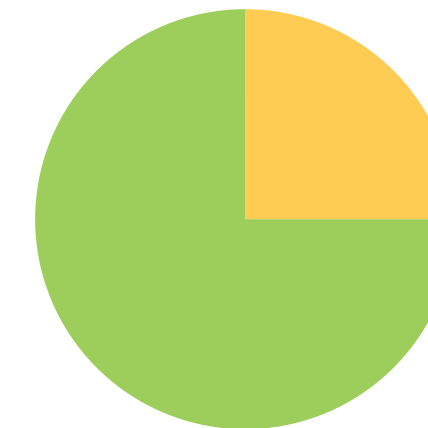
## LOCALITY DATA

	GPAS STATUS	OPEL STATUS	CLINICAL ACTIVITY	RETURN RATES
Blackpool		3	21/1000	50%
Fylde & Wyre		1	30/1000	44%
Morecambe Bay	Insufficient responses			
West Lancs	Insufficient responses			
Greater Preston	Insufficient responses			
Chorley & S. Ribble	Insufficient responses			
East Lancs		3	21/1000	44%
Blackburn W/Darwen	Insufficient responses			
North Cumbria		3	28/1000	59%


Blackpool




Fylde & Wyre




Morecambe Bay




West Lancs



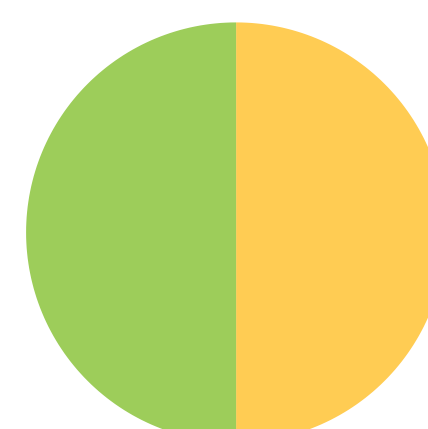
Greater Preston




Chorley & S. Ribble



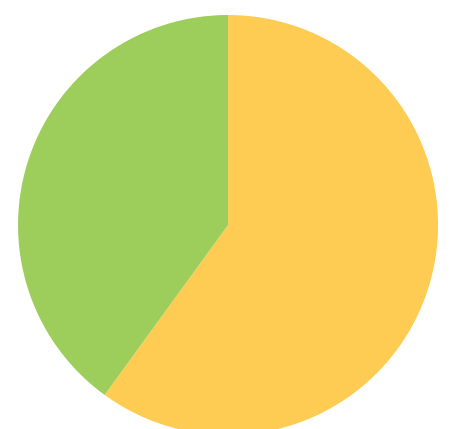
East Lancs



Blackburn W/Darwen



North Cumbria



# A SELECTION OF THIS WEEK'S PRACTICE COMMENTS





Pressures on nursing time due to wound care demand and staff sickness.

We had again another busy day with a clinician off sick.

## GPAS CHANGE SINCE LAST SITREP

	Last Week	This Week	Trend	Note
Blackpool			↑	
Fylde & Wyre			→	
Morecambe Bay				
West Lancs				
Greater Preston				
Chorley & S. Ribble				
East Lancs			→	
Blackburn W/Darwen				
North Cumbria			→	

## A QUICK GUIDE TO THE GPAS STATES

-  **BLACK** Practice will fail within one month. Urgent system intervention required.
-  **RED** Sustainable in the short term. Needs system support.
-  **AMBER** Sustainable in the medium term (6 months max). Probably needs system support.
-  **GREEN** Fully Sustainable.

### LMC NOTE:

Please continue to share your data with us so that we can ensure the system is aware of any capacity and demand concerns pertaining to General Practice.

(1) This figure is accurate and is the sum of the list sizes submitting from those Practices registering as amber, Red and Black  
 (2) This figure is approximate and calculated by using the clinical activity figure for Lancashire & Cumbria multiplied by 5